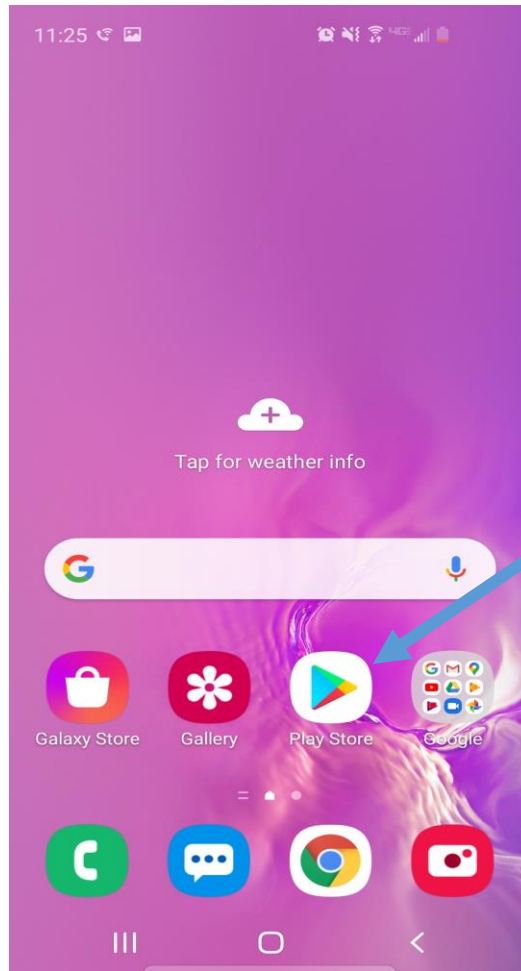
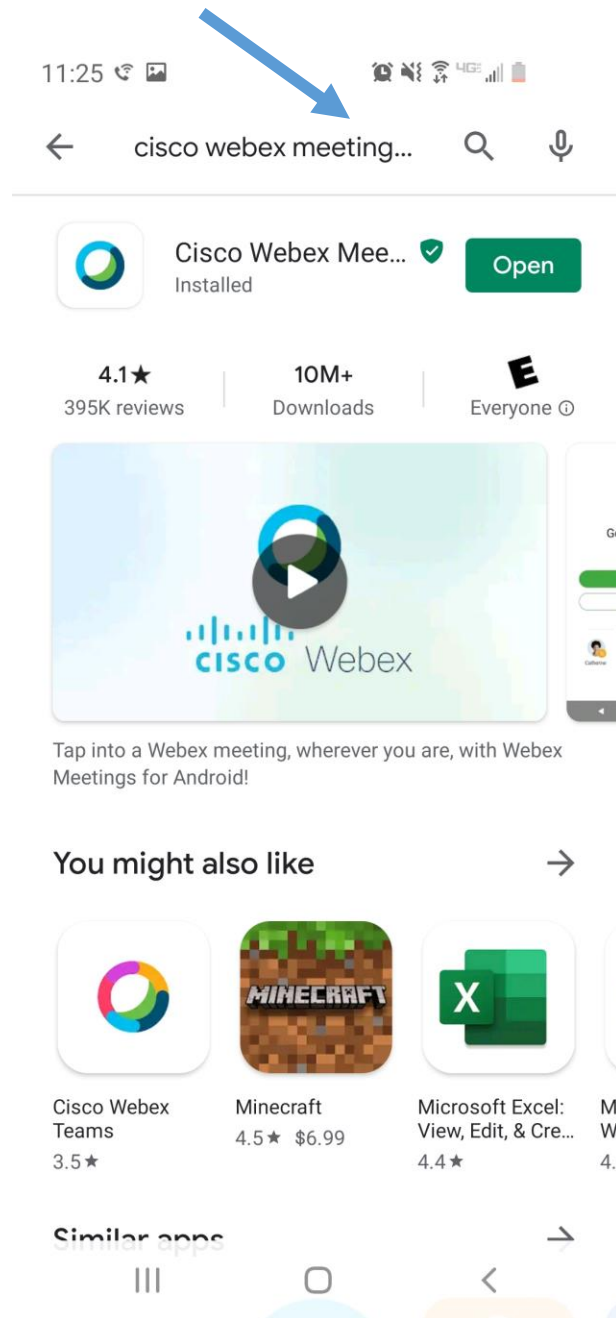


# Setting up Cisco Webex on Android Devices

1. Open the Play Store



2. Search for “cisco webex meeting app” in the search bar of the Play Store app.



3. Install the app. After the app is finished installing, open Cisco Webex. You will be asked to give the app permissions to make and receive calls, use the camera, and microphone. These will be required to use the app.


4. You should see this screen after opening the app and giving the permissions needed. Press the join meeting button.



...



See all of your upcoming Webex meetings  
and easily schedule one on the go.



Don't have an account? [Sign up.](#)



5. On this screen, fill in the top with either the meeting number or URL given to you from the provider. Then click JOIN in the top right corner.

